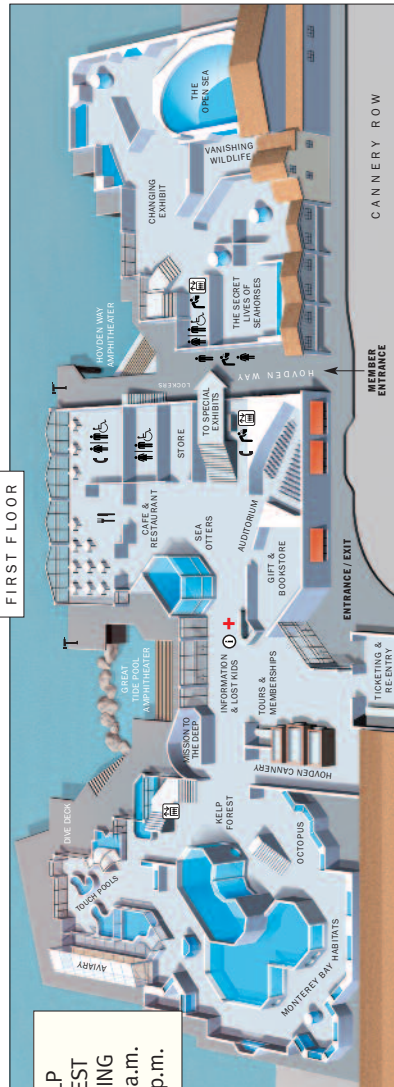
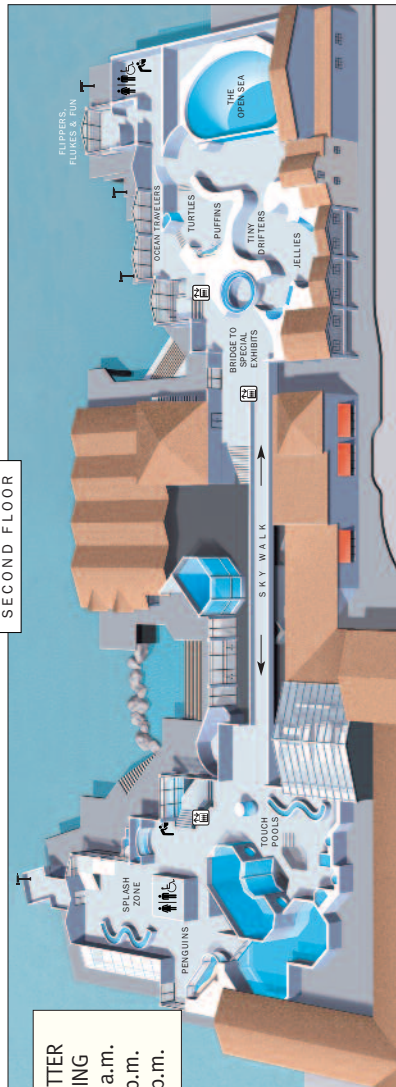


Map



MONTEREY BAY AQUARIUM

Busy Sea Otters



NAMES:

Ocean Explorers Observation Guide

Busy Sea Otters Review

What did you learn?

Sea otters have body parts and behaviors that help them to survive.

- Sea otters have dense fur to keep them warm.
- Sea otters have sharp teeth for grabbing and flat teeth for chewing – just like we do!
- Sea otters use their front paws to groom themselves and to feel around for food.
- Sea otters use their tail and flippers for swimming and steering.
- Sea otters eat up to 25% of their body weight every day.



The kelp forest is a home for sea otters.

Our exhibit otters care for otter pups and so can you.



Students learn through conversations. You can use this observation guide to encourage students to observe the animals and habitats in our exhibits and engage in conversations based on those observations.

We suggest you provide your group with a few minutes at each exhibit just to look around before starting an activity.

Conservation Connections

Students, how can you care for otters?

- Keep your neighborhood clean since animals need a healthy home.
- Encourage your friends to recycle and put trash in a garbage can.
- Share what you learned about otters with others.
- Keep learning. Watch a sea otter feeding show. Play an interactive game. Log onto the Monterey Bay Aquarium website: www.montereybayaquarium.org



Adults, how can you care for otters?

- Learn more about Monterey Bay Aquarium's Sea Otter Research and Conservation Program. Visit: www.montereybayaquarium.org/cr/sorac.aspx
- Pack trashless lunches for your kids.
- Take reusable bags to the grocery store.



Sea Otter Exhibit

What body parts do sea otters have for survival?



Encourage your group to observe the otters by asking questions that get students to take a closer look!

Looking closely:

- How is otter fur different than your hair?
- How are otter paws similar to your hands?
- What body parts does an otter use to eat?
- What body parts does an otter use to swim through water?



BONUS:

Can you find an otter with a flipper tag?

If so, what color(s) do you see?

Sea Otter Exhibit

What keeps sea otters so busy?

Encourage your group to observe sea otter behaviors. Check the circle for each behavior your group observes.

= we saw it!



Diving



Eating



Rolling



Rubbing fur



Resting



PLAYFUL LEARNING:

Sea otters are found right here in Monterey Bay. See if you can observe wild sea otter behaviors from our outside decks. Use the scopes for an up-close look!

Kelp Forest

What can you find in the Kelp Forest?

Encourage students to look for these things. Check the circle as your group finds them. **HINT:** Two things *aren't* there!


= we found it!



Kelp



Sea otter



Sea urchin



Sea stars



Rocks

Ocean's Edge


Can you find these otter foods?

Help your group to find a few of these otter foods. Check the circle as your group finds them.

= we found it!




Ochre star



Rock scallop



Turban snail



Sea urchin



Abalone



Decorator crab

PLAYFUL LEARNING: Ask your group to find their favorite otter food at one of the Touch Pools. How does it feel? What would an otter need to do to eat this animal? Why would it be important to leave this animal in its home when you visit the rocky shore?